



ಬೃಹತ್ ಬೆಂಗಳೂರು ಮಹಾನಗರ ಪಾಲಿಕೆ  
Bruhat Bengaluru Mahanagara Palike



# BBMP COVID-19 WAR ROOM 16.04.2023

BBMP / COVID-19 WAR ROOM / BULLETIN – 1119/ 16.04.2023 / #BBMPfightsCOVID19



# OVERVIEW OF COVID-19 IN BENGALURU

**CASE TRENDS** ACTIVE CASES **1,259**

<u>Confirmed Cases</u>	<u>Recovered Cases</u>	<u>Death Cases</u>
<b>117</b> 18,82,772 <sup>#</sup>	<b>36</b> 18,64,517 <sup>#</sup>	<b>0</b> 16,996 <sup>#</sup>

**HOSPITALIZATION** **59**

<u>ICU – V</u>	<u>ICU</u>	<u>HDU</u>	<u>General</u>
-	<b>8</b>	-	<b>51</b>

INCLUDES GOVT. QUOTA AND PRIVATE WALK-IN HOSPITALIZATION

**VACCINATION** **200** 2,06,99,822<sup>#</sup>

<u>First Dose</u>	<u>Second Dose</u>	<u>Precaution Dose</u>
<b>17</b> 96,89,691 <sup>#</sup>	<b>10</b> 95,11,461 <sup>#</sup>	<b>173</b> 14,98,670 <sup>#</sup>

**TRIAGING**

**MTU**  
**5**

**Tele Triage**  
**110**

**ACTIVE CZs**

**0**

MCZs (< 5 cases)  
**0**

Clusters (> 5 cases)  
**0**

**TESTING** **4,649** 3,22,69,368<sup>#</sup>

<u>RAT</u>	<u>RTPCR</u>
<b>2,030</b>	<b>2,619</b>

Positivity :5.33%  
\*FOR LAST 7 DAYS

# : indicates cumulative numbers till date



# ABSTRACT OF COVID-19 SCENARIO IN BENGALURU



	MALE			FEMALE			TRANSGENDER			TOTAL		
	Last 24 Hours	Last 7 Days	Cumulative	Last 24 Hours	Last 7 Days	Cumulative	Last 24 Hours	Last 7 Days	Cumulative	Last 24 Hours	Last 7 Days	Cumulative
<b>Positive Cases</b>	63	713	11,09,925	54	630	7,72,651	0	0	196	117	1,343	18,82,772
<b>Recovered Cases</b>	23	617	10,96,917	13	541	7,66,470	0	0	187	36	1,158	18,64,517
<b>Death Cases</b>	0	0	10,765	0	0	6,227	0	0	4	0	0	16,996
<b>Total Tests Done</b>	<b>In Last 24 hrs. : 4,649</b>			<b>In last 7 days : 25,188</b>			<b>Cumulative : 3,22,69,368</b>					
<b>Vaccine Doses Administered</b>	<b>In Last 24 hrs. : 200</b>			<b>In last 7 days : 437</b>			<b>Cumulative : 2,06,99,822</b>					
<b>ACTIVE CASES</b>									<b>1,259</b>			

\*Covid deaths occurred today : 00 | Covid deaths occurred beyond last 24hrs., reported today : 00

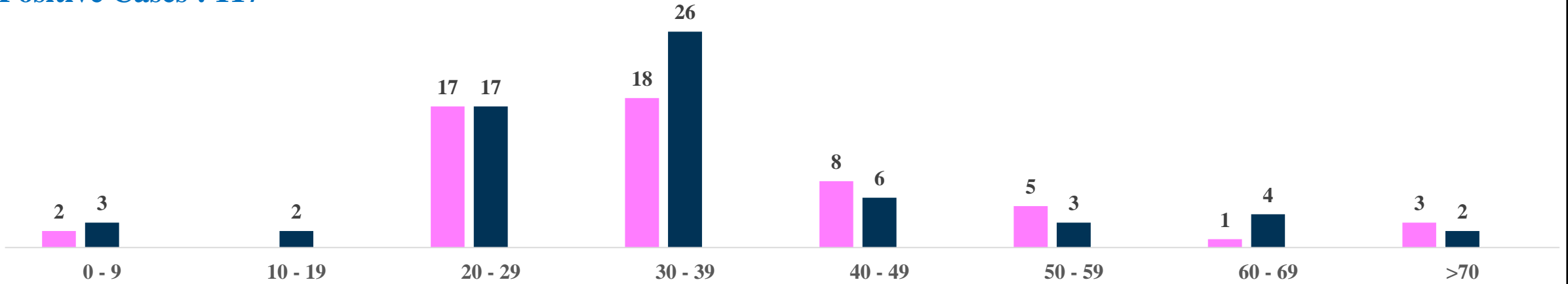


# LAST 24 HOURS AGE GROUP AND GENDER WISE DISTRIBUTION



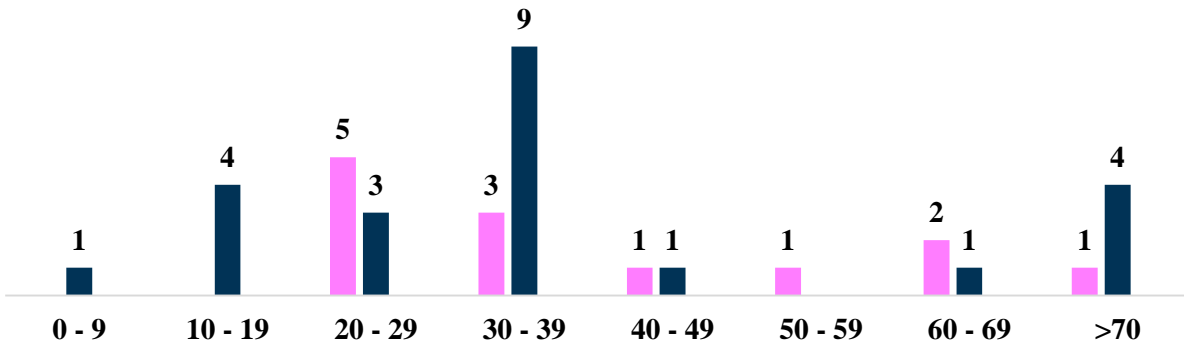
**Positive Cases : 117**

Female Male Transgender



**Recovered Cases : 36**

**Death Cases : 0**



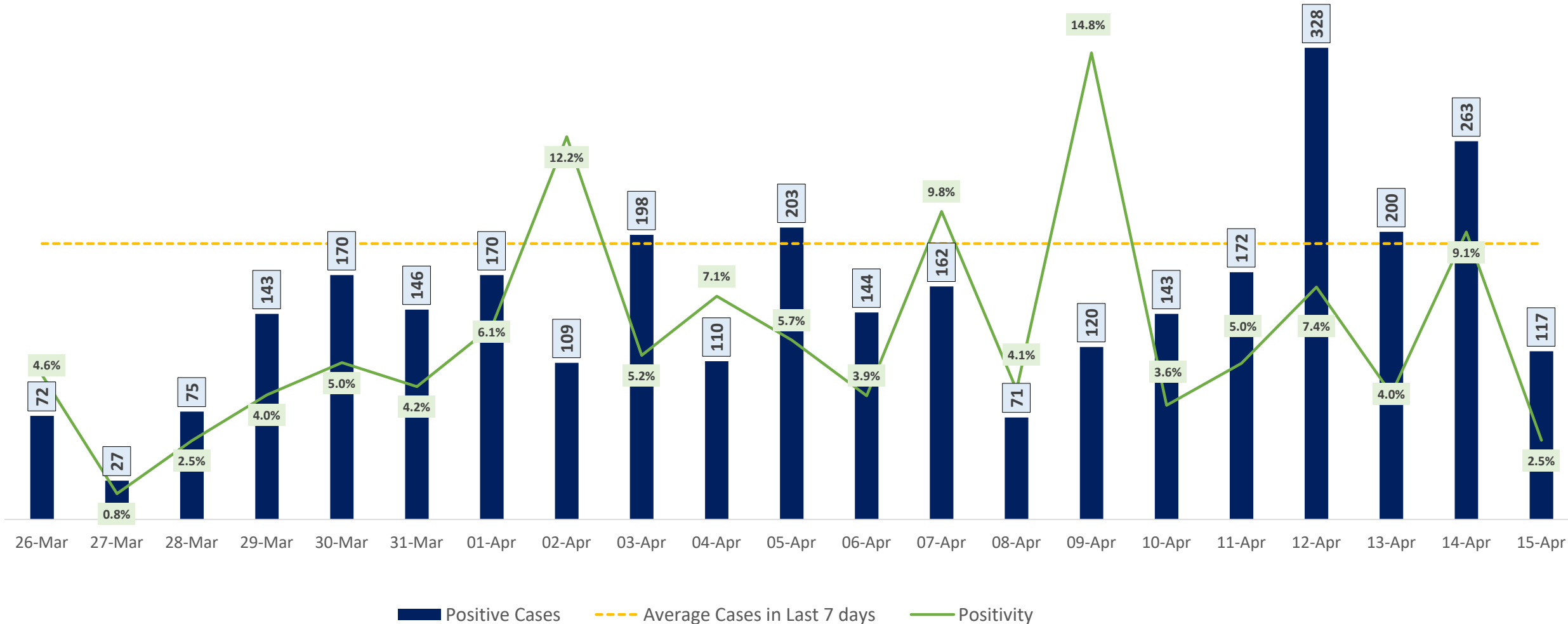
0 to 9 10 to 19 20 to 29 30 to 39 40 to 49 50 to 59 60 to 69 >=70



# POSITIVITY RATE OF BENGALURU – LAST 21 DAYS



Average Cases in Last 7 days : 192

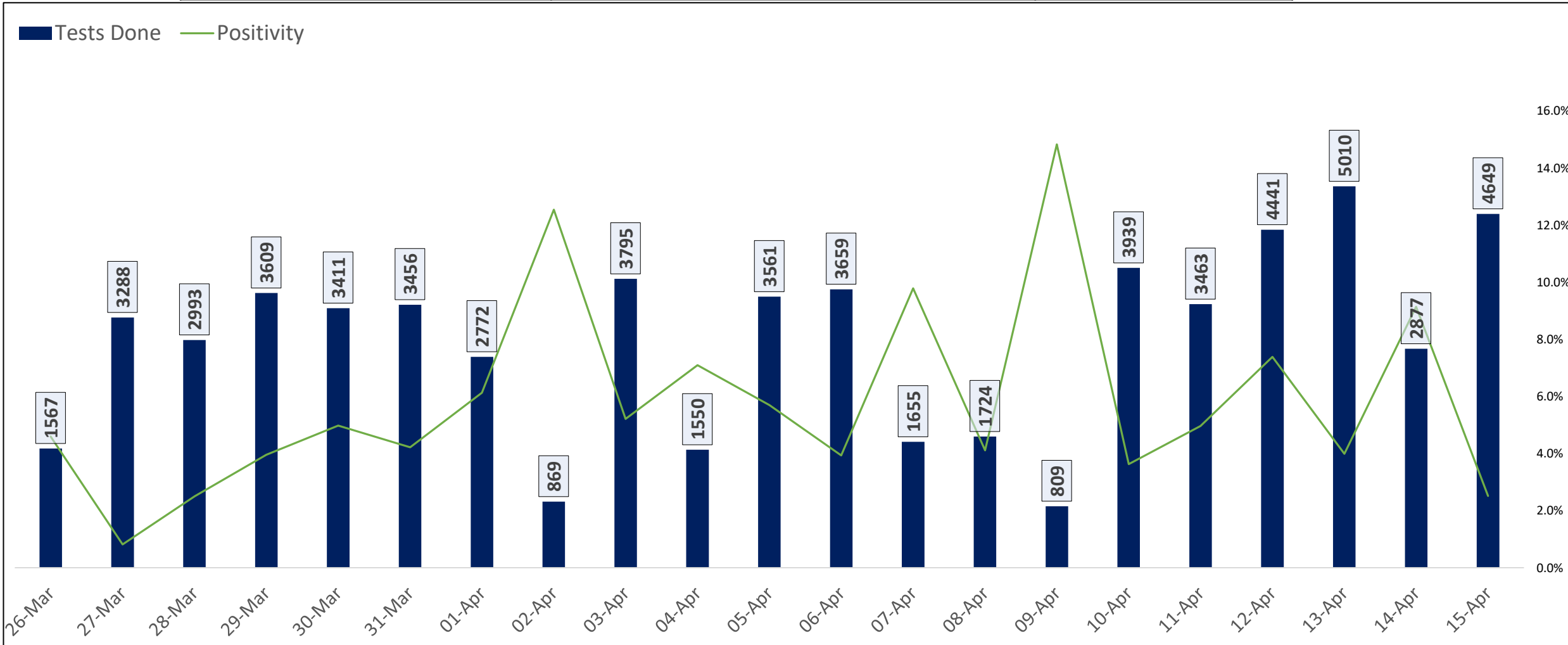




# TESTING TRENDS IN BENGALURU

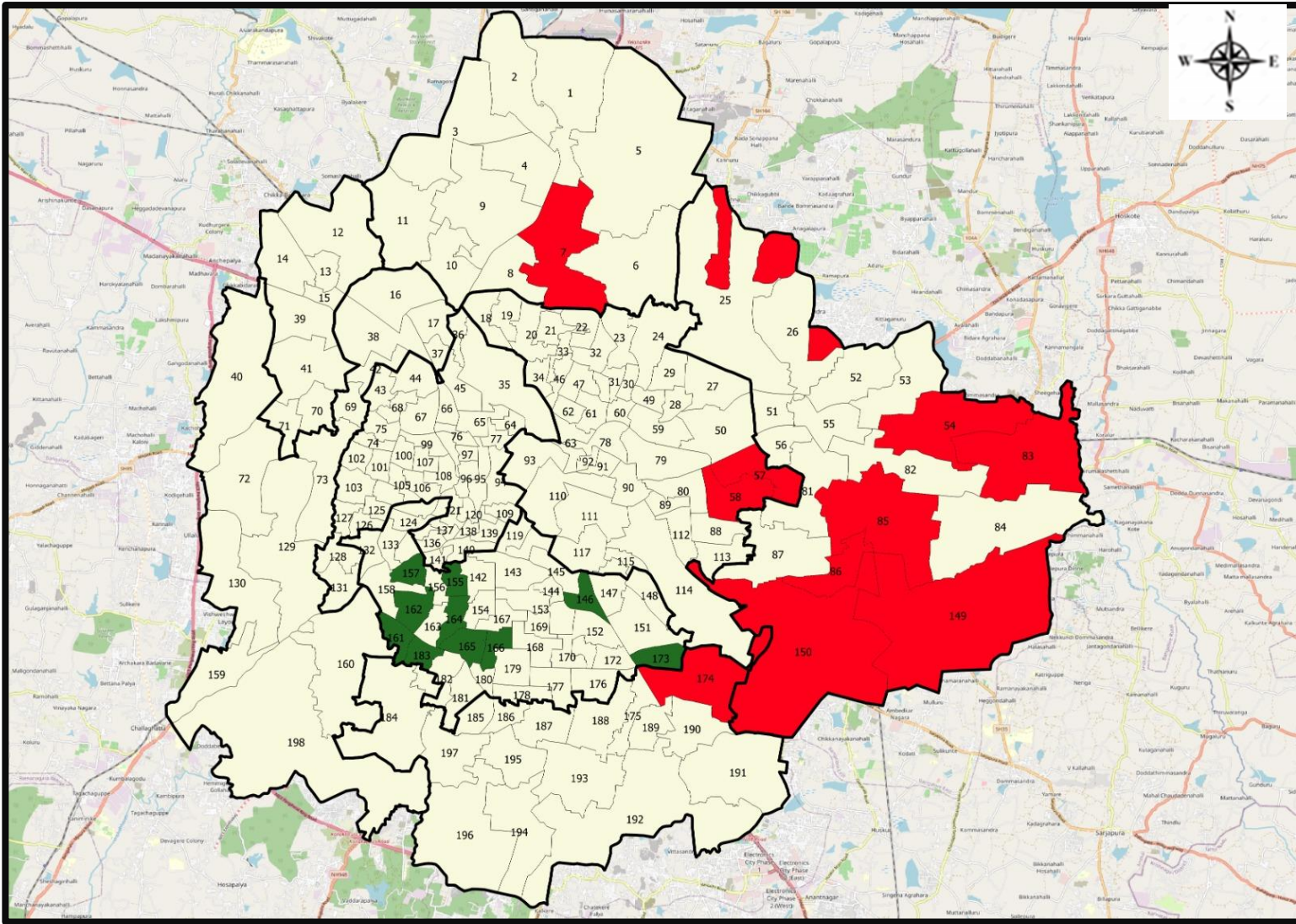


Total Test Conducted Till Date	Test Conducted Last 24 hours	Last 7 Days Average
3,22,69,368	4,649	3,598





# BENGALURU URBAN MAP SHOWING TREND OF POSITIVE CASES IN LAST 7 DAYS



## Top 10 wards reporting highest number of positive cases in last 10 days

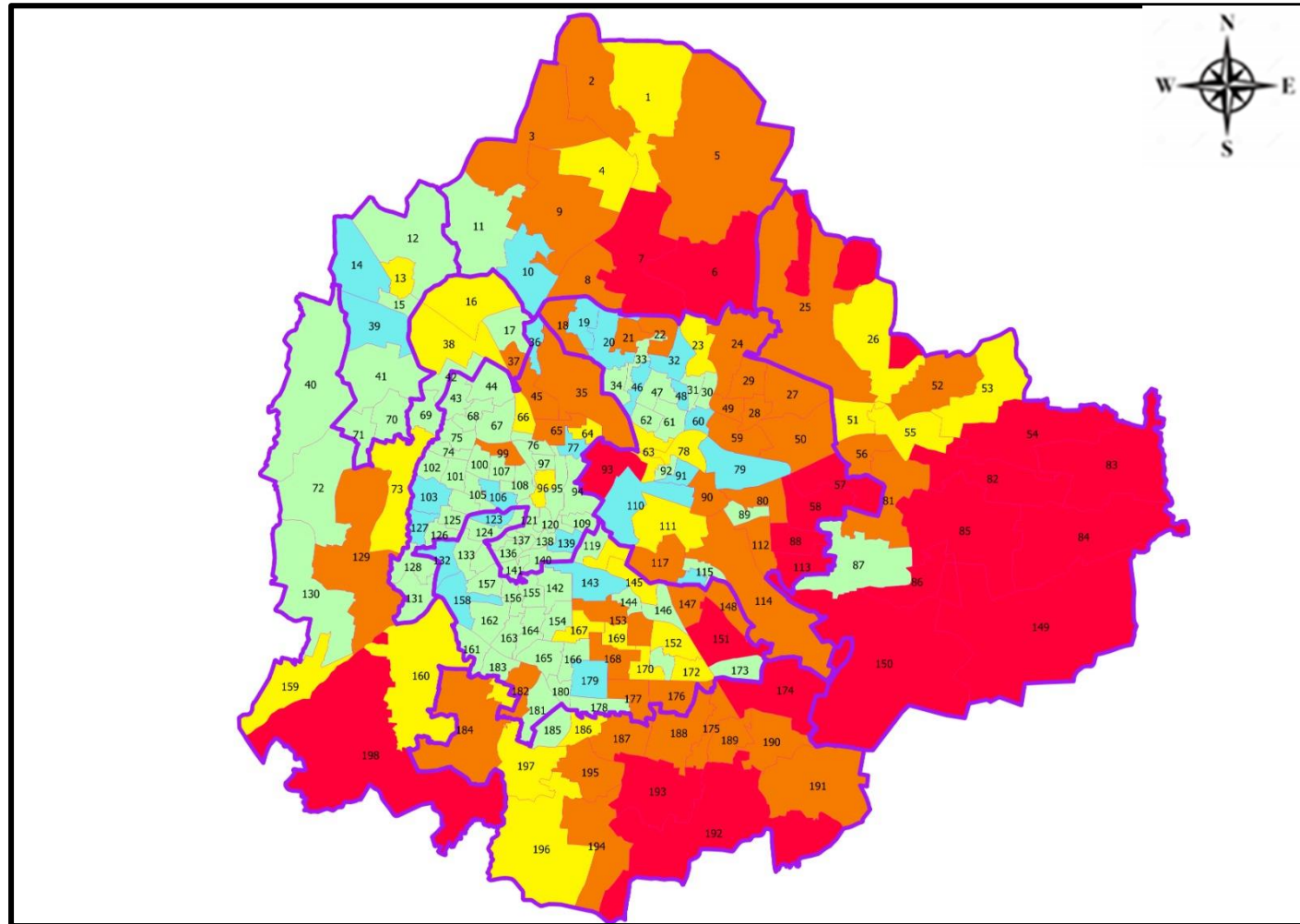
Ward No.	Ward Name	Daily Cases Average
150	Bellanduru	11
174	HSR Layout	6
85	Dodda Nekkundi	5
149	Varthuru	5
54	Hudi	4
7	Byatarayanapura	3
86	Marattahalli	3
57	CV Raman Nagar	3
58	New Tippasandra	2
83	Kadugodi	2







## Top 10 wards reporting least number of positive cases in last 7 days

Ward No.	Ward Name	Daily Cases Average
183	Chikkalsandra	0
173	Jakkasandra	0
166	Karisandra	0
165	Ganesh Mandiara Ward	0
164	Vidyapeeta Ward	0
162	Girinagara	0
161	Hosakerehalli	0
157	Gali Anjaneya Temple	0
155	Hanumanth Nagar	0
146	Lakkasandra	0



# BENGALURU MAP SHOWING INTENSITY OF POSITIVE CASES IN LAST 7 DAYS



-  Level 1 : 0 to 1 Cases
-  Level 2 : 1 to 3 Cases
-  Level 3 : 3 to 5 Cases
-  Level 4 : 5 to 10 Cases
-  Level 5 : More than 10 Cases
-  Zone Boundaries



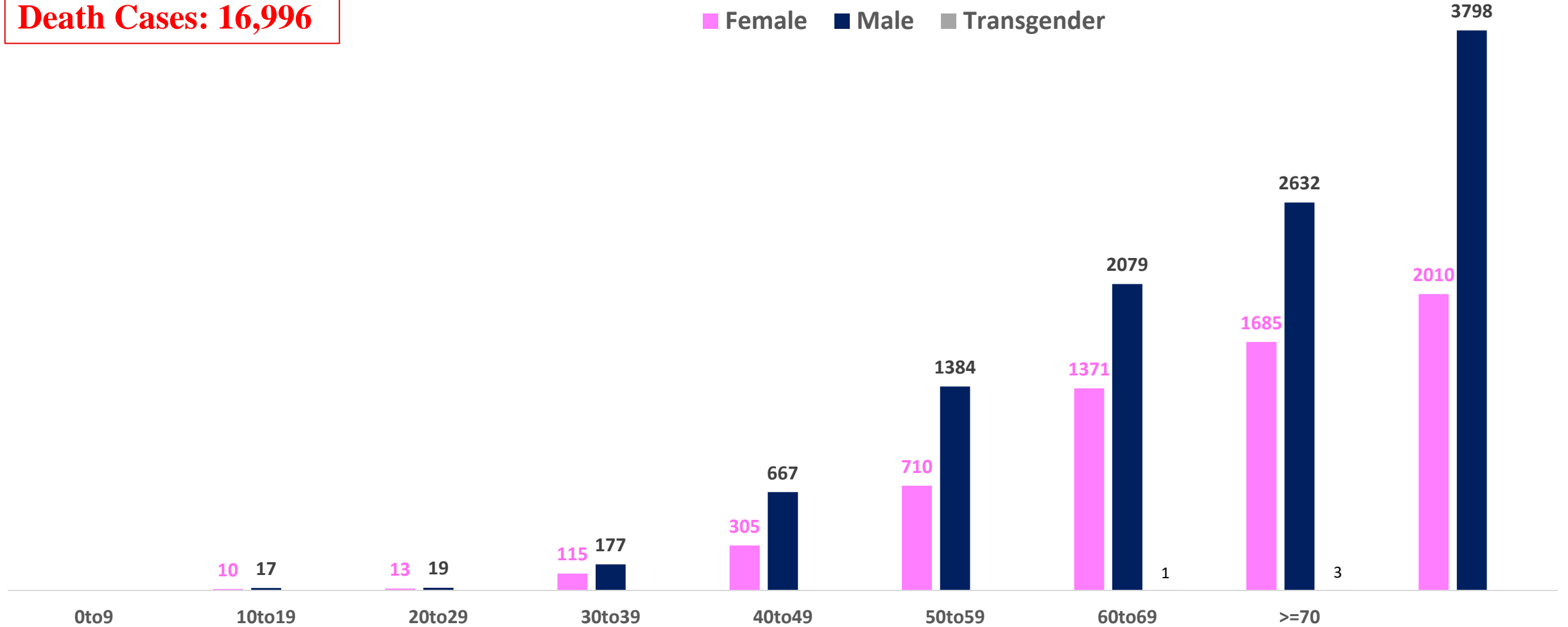


# AGE AND GENDER WISE DISTRIBUTION OF DEATH CASES



**Death Cases: 16,996**

Female Male Transgender





# SNAPSHOT OF COVID-19 CASES IN BENGALURU URBAN



**Total Wards With  
<= 10 Cases\* :  
169**

**Tests Conducted  
on 15.04.2023:  
4,649**

**Recovery  
Rate\*:  
99.03%**

**Total  
Active Cases :  
1,259**

**Total Vaccinated  
on 15.04.2023:  
200**

**Positivity  
Rate\* :  
5.33%**

**Active  
Rate\*:  
0.07%**

**Case  
Fatality Rate\* :  
0.00%**





\*Total positive cases In the past 7 days

\*CFR and positivity is for Past 7 days



ಬೃಹತ್ ಬೆಂಗಳೂರು ಮಹಾನಗರ ಪಾಲಿಕೆ  
Bruhat Bengaluru Mahanagara Palike



<b>Download BBMP Bulletin</b>	<a href="https://apps.bbmpgov.in/covid19/mediabulletin.php">https://apps.bbmpgov.in/covid19/mediabulletin.php</a>
<b>To register for vaccination :</b>	<a href="https://selfregistration.cowin.gov.in/">https://selfregistration.cowin.gov.in/</a>
<b>BBMP COVID19 Dashboard:</b>	<a href="https://apps.bbmpgov.in/covid19/">https://apps.bbmpgov.in/covid19/</a>
<b>Follow us on:</b>	 <a href="http://www.facebook.com/bbmp.comm1/">www.facebook.com/bbmp.comm1/</a>
	 <a href="https://twitter.com/BBMPCOMM">twitter.com/BBMPCOMM</a>
	  <a href="https://www.instagram.com/BBMPSplHealth">BBMPSplHealth</a>

Issued by:

Honorable Chief Commissioner, BBMP  
Special Commissioner Health, BBMP  
MD, Bengaluru Smart City Limited

**THANK YOU !**

